

1

2

3

4

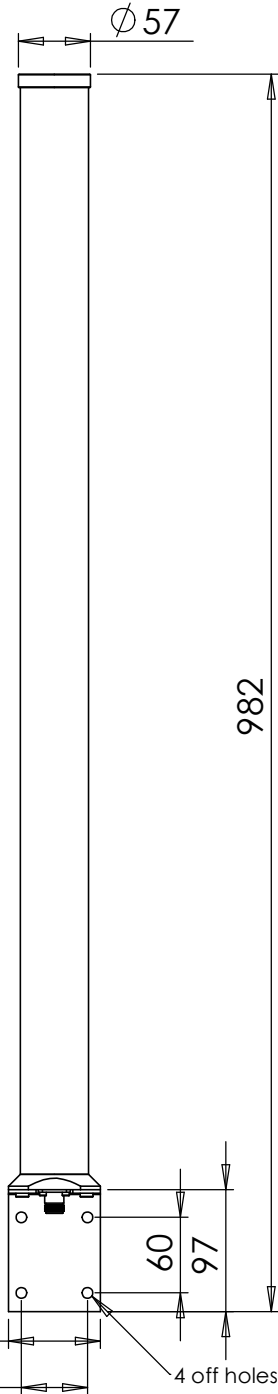
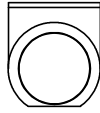
A

B

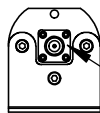
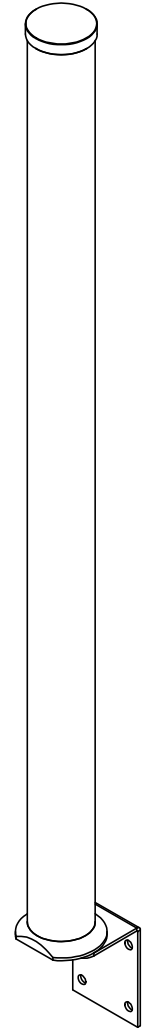

C

D

E



4 off holes Dia 8.5mm thro'



N Type Female Connector

UNLESS OTHERWISE SPECIFIED:  
DIMENSIONS ARE IN MILLIMETERS  
SURFACE FINISH:  
TOLERANCES:  
LINEAR:  
ANGULAR:

FINISH:  
As per individual component drawing

DEBUR AND  
BREAK SHARP  
EDGES

DO NOT SCALE DRAWING

REVISION 1

Peak Antennas LLC

TITLE:  
SCR225 - 14.5  
Compact Sector Antenna  
1.98 - 2.50 GHz

	NAME	SIGNATURE	DATE
DRAWN	M. Dawson		21 Mar 10
CHK'D			
APPV'D			
MFG			
Q.A			

MATERIAL:  
As per individual component drawing

WEIGHT:

DWG NO.	A4
SCALE: 1:6	SHEET 1 OF 1